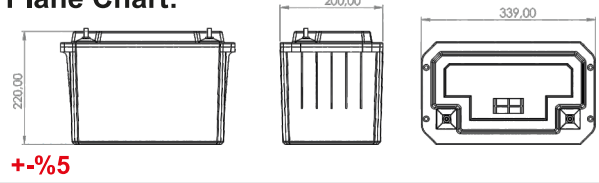


25.6 V 50 Ah LiFePO4



- Extremely durable and reliable
- High charging efficiency with high current
- Improved cycle life performance
- Improved 100% Domestic BMS Technology
- Vibration resistant (suitable for mobile applications)
- Series and parallel connection capability

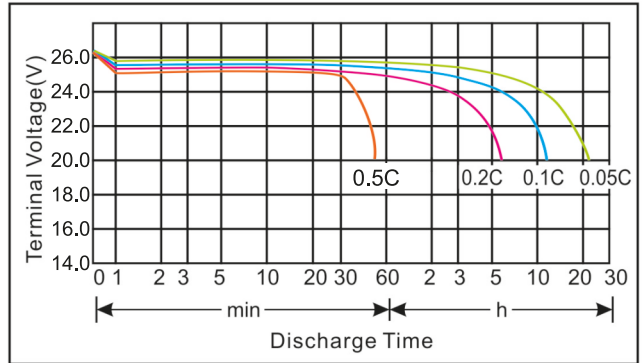
Plane Chart:



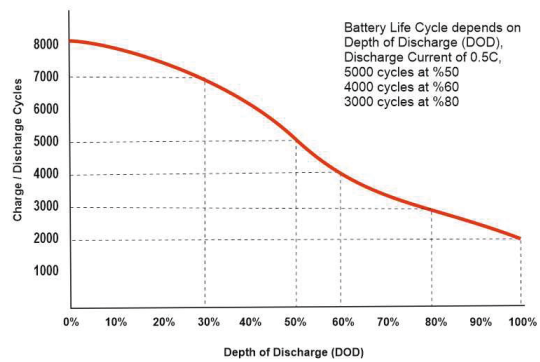
Parameter Chart:

Volts		25.6 V	
Capacity(25°C)	10 hours rate (5A)	50 Ah	
Internal Resistance	Full Charged Battery 25°C	≤ 20mΩ	
Capacity Affected By Temperature (at 0.5C)	40°C	101%	
	25°C	100 %	
	0°C	93 %	
	-20°C	80 %	
Residual Capacity (25°C)	Capacity After 3 Months Storage	91 %	
	Capacity After 6 Months Storage	82 %	
	Capacity After 12 Months Storage	60 %	
Charge (Constant Voltage)	Cycle (25°C)	Recommended Initial Charging Current Less Than 16,5A Voltage 28,4 V - 29,2 V	
Discharge Current (25°C)	25A (Max. continuous) ; 50A (5 Seconds)		
Weight (Approx)		10 kg +/- %2	

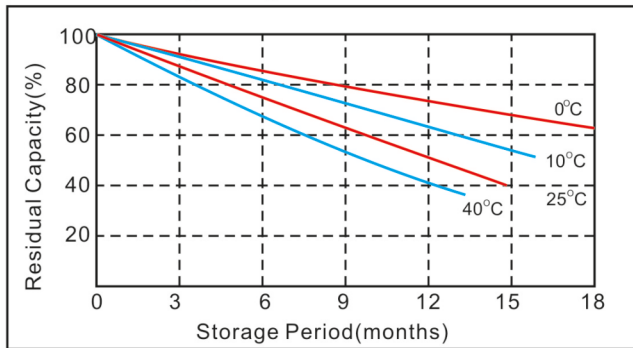
Discharge Current 25°C



Cycle service life in relation to the depth of discharge



Residual Capacity



Constant Current Discharge Characteristics (A, 25°C)

F.V/Time	1h	2h	3h	4h	5h	8h	10h	20h
00 V	50	25	16,5	12,5	10	6,25	5	2,5

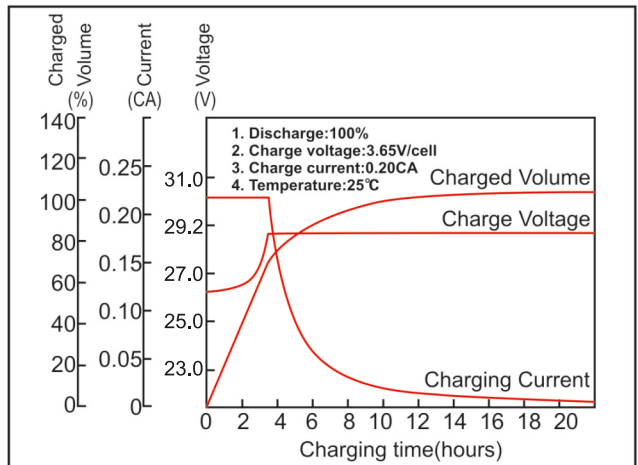
Constant Power Discharge Characteristics (Watt, 25°C)

F.V/Time	1h	2h	3h	4h	5h	8h	10h	20h
00 V	1200	600	400	300	240	150	128	64

Capacity Factors With Different Temperature

Battery Type		-20°C	-10°C	0°C	5°C	10°C	20°C	25°C	30°C	40°C	45°C
Li Battery	25,6 V	73%	82%	93%	95%	97%	100%	100%	100%	101%	102%

Constant voltage charging characteristics



★The above are average and data obtained from the first 3 charge/discharge cycles. These are not minimum values.